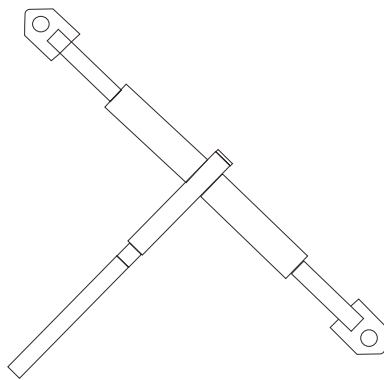


## Scaffold Bracket

**UF-54610 (24.25 lbs)**

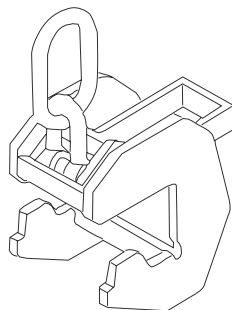
The all-steel one-piece Scaffold Bracket assembly allows safe worker access. The bracket pins onto Universal Uni-Forms with attached hardware. Built-in clips provide lumber insertion points for fast, simple walkway assembly.



## Ratchet Turnbuckle

**UF-40436 (8.65 lbs)**

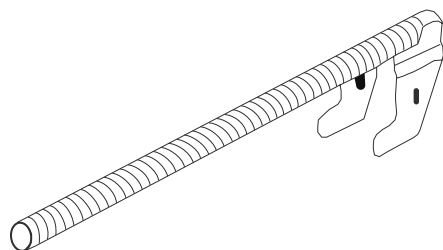
The ratchet turnbuckle is used with the three piece stripping corner to slide the two pieces inward at the top and bottom of each gang.



## Lifting Bracket

**UF-54553 (18.00 lbs)**

The Universal lifting Bracket has a load rating of 1000 kg (2200 lbs) Two clamps are used to lift a typical 31.4m<sup>2</sup> gang. Easily clipped onto and removed from the top rail of gang, Lifting Brackets are only attached to the gangs during transports. With a quick flip of the lever, they can quickly be moved from gang to gang, reducing the amount of equipment needed on the site.



## Bulkhead Rod

**UF-54552 (2.65 lbs)**

You don't need extra outside corners and narrow panels on hand to form bulkheads. The Bulkhead Rod provides a simple way to produce these details with lumber. Bulkhead forms and the supporting lumber are held in place by placing one end of the Rod inside the panel rail, and attaching the washer and nut, provided.